

PART ONE

The Final Test which follows will question you on everything you have learned in the three sections of Part One. Marks are out of 100, and you can check your score in the answer pages which follow the test. You should aim to achieve 100% – and your score should be at least 90%.

Go back to revise anything you got wrong before you move on to Part Two of the book.

FINAL TEST

PART ONE FINAL TEST

Section 1

1. How long is Metro?
2. How wide is Metro?
3. On which Metro model is the folding rear parcel shelf fitted as standard?
4. What is Metro's bootspace (with the rear seat up and parcel shelf in position)?
5. What is Metro's loadspace capacity (with the rear seats folded down)?
6. On which models is the asymmetric split rear seat fitted as standard?
7. What are Metro's five different loadspace configurations on those models fitted with the split rear seat?
8. What is Metro's new fuel tank size?

Section 2

1. Which Metro models take the 1.0 high compression engine?
2. What is the special economy feature of both the Metro HLE models?
3. Which Metro models now take the 1.3 economy engine?
4. Which Metro models now take the 1.3 (10.5:1 compression ratio) performance engine?

PART ONE FINAL TEST

5. What is the 1.0HLE's touring range on a full tank?
6. What is the HLE's fuel consumption:
 - a) on the urban cycle?
 - b) at steady 56 mph?
7. What new feature has improved economy, reliability and low maintenance on 1.3 models?
8. What is the steady 56 mph fuel consumption of Metro 1.3HLE?
9. What is the 0-60 acceleration time of MG Metro Turbo?

Section 3

1. What are the four major benefits of Metro's aerodynamic styling?
2. What Metro body feature helps to reduce the cost of ownership?
3. What are the two major features of Metro's front suspension?
4. What is the major benefit of Metro's rear suspension layout?
5. What type of dual circuit brake system does Metro have?
6. Which Metro models now take the TD wheels and tyres?
7. What are the two major benefits of the TD wheel and tyre in its fitment on Metro?

ANSWERS

Section 1

1. How long is Metro? 11 feet 2 inches
2. How wide is Metro? 5 feet 1 inch
3. On which Metro model is the folding rear parcel shelf fitted as standard? On all except the City
4. What is Metro's bootspace (with the rear seat up and parcel shelf in position)? 8.1 cubic feet
5. What is Metro's loadspace capacity (with the rear seats folded down)? 33.8 cubic feet
6. On which models is the asymmetric split rear seat fitted as standard? On all except City and City X
7. What are Metro's five different loadspace configurations on those models fitted with the split rear seat?
a) Rear seat up, parcel shelf in position
b) Parcel shelf folded down
c) Complete rear seat folded
d) One third rear seat folded (parcel shelf removed)
e) Two thirds rear seat folded (parcel shelf removed)
8. What is Metro's new fuel tank size? 7.8 gallons

Section 2

1. Which Metro models take the 1.0 high compression engine? Metro City X, 1.0L and 1.0HLE
2. What is the special economy feature of both the Metro HLE models? Economy transmission with a higher final drive ratio.
3. Which Metro models now take the 1.3 economy engine? Metro 1.3L, Automatic and 1.3HLE
4. Which Metro models now take the 1.3 (10.5:1 compression ratio) performance engine? Metro Vanden Plas and MG Metro

ANSWERS

5. What is the 1.0HLE's touring range on a full tank? 436 miles
6. What is the HLE's fuel consumption:
a) on the urban cycle? a) 48.1 mpg
b) at steady 56 mph? b) 67.6 mpg
7. What new feature has improved economy, reliability and low maintenance on 1.3 models? Breakerless ignition
8. What is the steady 56 mph fuel consumption of Metro 1.3HLE? 63.4 mpg
9. What is the 0-60 acceleration time of MG Metro Turbo? 9.9 seconds

Section 3

1. What are the four major benefits of Metro's aerodynamic styling?
a) Improved performance
b) Better economy
c) Greater stability
d) Reduced wind noise
2. What Metro body feature helps to reduce the cost of ownership? Bolt-on front wings
3. What are the two major features of Metro's front suspension?
a) Independent Hydragas units
b) Anti-roll bar
4. What is the major benefit of Metro's rear suspension layout? The horizontal units do not intrude into the loadspace
5. What type of dual circuit brake system does Metro have? H/I split
6. Which Metro models now take the TD wheels and tyres? All models except MG Turbo
7. What are the two major benefits of the TD wheel and tyre in its fitment on Metro?
a) Excellent ride and roadholding
b) Better fuel economy

AUSTIN METRO – EQUIPPED FOR THE NEW CLASS WAR

The supermini class is becoming better equipped all the time, with the base models of this year outdoing the L models of last year. Value for money continues to be a major strength of Vauxhall – the top range Nova models are extremely well-specified – and the Fiat Uno is aggressively priced. Even the more staid Peugeot and VW have thrown themselves determinedly into the specification battle.


But it's a fight where Metro has more than a few tricks up its sleeve. Firstly, the Austin/MG range carries a relatively large number of trim levels, each of which is cleverly related to engine type to create a highly individual model. Secondly, the advent of the five-door Metro has almost doubled the strength and appeal of the range. And thirdly, the latest advances in specification have carried Metro another big jump ahead.

End of section test

Because Metro has such a large number of developments to its specification levels, you will be tested at the end of each section on Austin and MG, instead of at the beginning. As with Part One, there is a Final Test at the end.

PART TWO

FINAL




CITY GOES UPTOWN

City's new features improve on an already substantial list of equipment, which includes a laminated windscreen and fabric seat facings.

Exterior equipment now offers reversing lamps and a push-button tailgate release. Inside, City smartens up with new trim colours throughout; reclining seats give more comfort, and more stowage space is provided by front door bins and an additional passenger parcel shelf. Warning lamps too are increased, with tell-tales for choke and side lamps on.

CITY (New features in bold type)

Exterior

- Reversing lamps
- Push-button tailgate release
- Revised front end styling
- New bonnet
- Grey grille
- Grey rolled section bumpers with grey end caps
- Headlamps wired through ignition
- Ventilated front discs
- TD wheels and tyres (160/65)
- Laminated screen
- Two-speed wipers
- Flick wipe
- Electric washers
- Side reflectors
- Integrated front spoiler
- One-piece front door glass
- Hub caps
- Black door handles
- Grey painted anti-chip sills
- Tailgate with twin gas struts
- Fog guard lamp

Interior

- Reclining seats
- Front door bins
- Passenger parcel shelf
- New instrument pack
- New trim colours
- Choke warning light
- Side lamps on warning light
- Illuminated column stalks
- Illuminated heater controls
- New colour keyed fascia
- Sawtooth fabric seat centre panels with PVC side roll trim
- Colour keyed seatbelts
- Coin tray
- Passenger sun visor
- Twin outboard air vents
- 'A' frame steering wheel
- Controlled forward movement front seats
- Inertia reel seat belts with concealed reels
- Alternative upper seat belt anchorage
- Lower seat belt anchorage slider bar
- Driver sun visor
- Anti-dazzle rear view mirror


Warning lamps:

- Brake failure
- Brake pad wear
- Handbrake on
- Oil pressure
- Ignition
- Main beam
- Indicators
- Hazard
- Twin column stalks operating:
 - Left: horn, headlamp on/off, dip/flash and indicators
 - Right: wipers and washers
- Instruments:
 - Speedometer with trip odometer
 - Temperature gauge
 - Fuel level gauge
 - Through flow ventilation
 - Side window demist vents
 - Two-speed heater fan
 - Fascia tray
 - Fully carpeted floor
 - Gear lever gaiter
 - Trimmed A post
 - Three quarter door trim
 - Door pull
 - Driver's door mirror
 - Loadspace mat
 - Folding rear seat

Looking forwards


City's new front end shows it's got a real nose for style, with the sleek bonnet line sloping to re-designed headlamps, grille and grey rolled section bumpers with grey end caps.

Under the skin there have been some useful changes too. In addition to the larger fuel tank, and the fitment of ventilated front discs, the electrics have been modified so that the headlamps are now wired through the ignition. When the engine's turned off, the headlamps automatically switch off too.



Looking backwards

Reversing lamps are among the brightest features of City's new equipment levels – important, not only as an advance warning of a manoeuvre, but also to light the way for it at night.




Back door

City and City X models now have a push-button tailgate release so the tailgate can be opened without the key if required.



Is Metro City X available as a three-door only, or as a three-door and five door?



Metro takes notice

Metro's new fascia layout, controls and instrumentation have brought still more big car refinement to the interior. And whilst the new design was part of a continuing programme of development, it was also an opportunity to respond to the very few consumer criticisms that have ever been made of Metro. The result is a highly ergonomic arrangement which both looks good, and is beautifully easy to use.

Bright ideas


The new instruments are contained in a binnacle mounted in front of the driver. The new fascia is completely colour-keyed. The addition of warning lights for choke and side lamps ensure that City drivers don't waste either fuel or battery power. And the illumination of column stalks and heater controls makes them easier to use at night.

Nothing to get heated about

The illuminated heater controls are now both more accessible and easier to use. Two levers control temperature and distribution to screen or footwells, and a simple rocker switch controls fan speeds. On all Metro models, the fully independent air vents are now located at either end of the fascia. Side window demisters continue to maintain excellent visibility.

One finger exercise

The two steering column stalks control major functions; on the right, washers, wipers and flick wiper; on the left, indicators, horn and headlamp dip/flash, and also the side and headlamps on/off switch (so it is much less easy to knock on the lights unintentionally). All the controls are now much easier to see, and all the most important functions are within fingertip reach. A new-style A-frame steering wheel heads up Metro's attractive driving cockpit.



Reversing lamps are one of the two major additions to the City's exterior equipment. What is the other?

Getting an angle on it

City's interior sparkles with new style trims, and more comfort throughout. Reclining seats are now fitted, providing a good range of adjustment from the conveniently situated inboard handwheel.




Big ideas

Stowage space has grown, with an additional passenger parcel shelf to tuck away bits and pieces.

Packing them in

City also gains capacious front door bins to accommodate larger objects such as a road atlas.



Illuminated column stalks and heater controls are two of the four major additions to City's instrumentation. What two new warning lamps has it gained?

Choke and side lamps on

city X



CITY – X FOR EXTRA SPECIAL


The X badging, and the extra features that go with it, have always been a tempting inducement for the first time buyer to go one better and choose City's smarter brother. With City X now available as five door or three door models, powered by the 1.0 economy engine, and with even more value for money features, the temptation is stronger still.

CITY X
Additions/changes to City
Flared sawtooth seat trim
Passenger door mirror
Locking fuel filler
Digital clock
Rear wash/wipe
Heated rear window
Removeable rear parcel shelf
Moulded tailgate cover
Covered spare wheel well
Twin rear fog guard lamps

Clear at the rear

Two major exterior feature differentials which City X continues to offer over the range price leader are a rear wash/wipe and a heated rear window, clearing the rear screen both from the outside and the inside.


Other City X plus points are the removeable rear parcel shelf, moulded tailgate cover, and covered spare wheel well. Twin fog guard lamps give rearward protection in poor visibility.



A passenger parcel shelf and front door bins are City's major additions to stowage space. What major feature has improved on comfort for front seat passengers?

Hindsight benefits

The three additions to City X equipment include a passenger door mirror to give the driver a better view out for parking, busy town driving and motorway overtaking.



4-star security

The larger tank of petrol is now kept under lock and key with City X's locking fuel filler cap.



City X clocks in

The third new feature of City X is a digital clock to keep an accurate eye on the time.



What three major additions have enhanced City's instrumentation?

1. Choke warning lamp
2. Side lamps on warning lamp
3. Illuminated column stalks and heater controls



L – FOUR LEADERS IN STYLE

Three door and five door, with 1.0 or 1.3 litre engines, the Metro L models offer plenty of choice – and choice equipment to go with it. Distinctive styling for headlamps and bumpers makes the L models unmistakable from the outside; the well thought out interior includes a push-button radio, head restraints, and the versatile 60/40 split rear seat.

L Additions/changes to City X

Exterior

- Moulded bumpers
- Styled halogen headlamps with white lamp indicators
- Remote control driver's door mirror
- Single coachline
- Black drip rail

Interior

- New Marle fabric seat facings
- Rear grab handles
- Styled door armrest
- Colour keyed soft feel steering wheel
- Front grab handle
- Adjustable head restraints
- Push-button radio
- Glow-ring cigar lighter
- Asymmetric split rear seat
- Handbrake grip
- Moulded cross member trim
- Vanity mirror
- Additional sound deadening

What three major features contributing to rear visibility does City X offer over City?

1. Passenger door mirror
2. Rear wash/wipe
3. Heated rear window


Leading lights

The L model's new styled headlamps, integrated with white lamp indicators, cut through the murkiest weather with a powerful halogen beam. Grey moulded front bumpers complete the distinctive front end appearance.




Remotely easier

An interior remote control for the driver's door mirror makes adjustment quicker and easier.



Touch of style

A single coachline continues to offer an extra touch of style to Metro L models.



- a) In addition to its three major features contributing to rear visibility, what additional item of exterior equipment does City X now offer over the City?
- b) What new item of interior equipment differentiates City X from City?

- a) Locking fuel filler cap
- b) Digital clock

A head for comfort

The L model seats are upholstered in new-style Marle fabric with cropped nylon side trims, and equipped with front head restraints.

Other interior features include the styled door armrests, moulded cross member trim, handbrake grip and vanity mirror. Rear grab handles are a new L feature.



An eye for convenience

The cigar lighter is illuminated, for easier location during night driving.



An ear for music

A standard push-button radio lets the Metro L driver call the tune. The speaker is mounted in the off-side door bin.




In addition to styled halogen headlamps what are the other two new exterior features differentiating L models from City X?

Remote control driver's door mirror and moulded bumpers.

A sense of versatility

Metro's split personality starts to show with the L models, with the asymmetrically divided rear seat increasing the loadspace options.

Before you go on to Metro HLE, check your knowledge in the following Interim Test.



INTERIM TEST

1. What are the three new major exterior features of Metro City?
2. What are City's two major additions to stowage space?
3. What is City's major addition to comfort?
4. What are the four major additions to City's instrumentation?
5. a) Three major exterior features contributing to rear visibility differentiate Metro City X from Metro City. What are they?
b) What is the fourth major exterior feature which differentiates City X from City?
6. What equipment differentiates the interior of Metro City X from Metro City?
7. What two major features of the seats differentiate Metro L models from Metro City X?

ANSWERS

1. What are the three new major exterior features of Metro City?
 - a) Reversing lights
 - b) Push-button tailgate release
 - c) Revised front end styling
2. What are City's two major additions to stowage space?
 - a) Passenger parcel shelf
 - b) Front door bins
3. What is City's major addition to comfort?

Reclining seats
4. What are the four major additions to City's instrumentation?
 - a) Choke warning lamp
 - b) Side lamps on warning lamp
 - c) Illuminated column stalks
 - d) Illuminated heater controls
5. a) Three major exterior features contributing to rear visibility differentiate Metro City X from Metro City. What are they?
 - a) i. Heated rear window
 - ii. Rear wash/wipe
 - iii. Passenger door mirror
 b) What is the fourth major exterior feature which differentiates City X from City?
 - b) Locking fuel filler
6. What equipment differentiates the interior of Metro City X from Metro City?

Digital clock
7. What two major features of the seats differentiate Metro L models from Metro City X?
 - a) Marle fabric trimmed seats with adjustable head restraints
 - b) Asymmetric split rear seat

HLE



HLE – SPLASHING OUT

The fuel economist's best friend, Metro HLE cloaks its miserly habits with generous equipment. Now available as 1.0 3-door and 1.3 5-door models, the HLE has been splashing out on some useful items for a rainy day. Inside, comfort is improved by additional ventilation.

In addition to improved front seats and loadspace versatility, what two other major interior features differentiate Metro L models from City X?

HLE/Automatic Additions/changes to L

Exterior

Programmed wash/wipe
Variable delay intermittent wipe
Side rubbing strip
Side repeater indicators
Opening rear side windows
Tailgate spoiler
No passenger door mirror

Interior

Moonstripe tweed seat facings
Styled gear lever
Header rail console with digital clock
Two additional face level vents
Trimmed head restraint pads
Floor centre console
Illuminated glovebox
Moulded carpeted rear parcels shelf
Loadspace lamp

Automatic Only (3-door)

1.3 only
Oil cooler
No rear spoiler
Automatic gearbox

- a) Push-button radio
- b) Glow-ring cigar lighter

Wipes as it washes

The addition of programmed wash/wipe now saves the HLE driver the trouble of an extra control by setting the wipers going as soon as the screen wash is operated.

Waits as its wipes

The HLE now also has intermittent wipe with a variable delay, letting the driver choose the wipe rate to suit the weather conditions.

Fuel-saving in style

The rear spoiler is a special feature of Metro HLE models, contributing to their outstanding economy, and also to the stylish rear end appearance.

Two-sided protection


The moulded side rubbing strip protects from careless door openers, and also enhances the HLE's styling.

Getting fresh in the back

The third major exterior feature which continues to differentiate Metro HLE 3-door models is the opening rear side windows, which give an extra breath of fresh air to rear compartment passengers.

Side repeater indicators also differentiate the HLE. And the loadspace is equipped with a moulded carpeted rear parcel shelf, and loadspace lamp.

In addition to moulded bumpers, what are the other two new exterior features that differentiate the Metro L from the City X?



- a) Styled halogen headlamps
- b) Remote control driver's door mirror

Hardly economy class

The economy class leader provides first class travel, with smart new Tweed fabric seats with moonstripe side roll.



Padding around

The appearance and the comfort of the front seats is enhanced by trimmed head restraint pads.



Fresh air fiend

The HLE's new fascia is equipped with two additional centre fresh air vents – giving a total of four fully independent vents for a lavish supply of fresh air.



In addition to its new exterior features, what three features continue to differentiate Metro HLE from the L models?

- a) Tailgate spoiler
- b) Side rubbing strip
- c) Opening rear quarter lights (3-door models)

Minute overheads

With the HLE's additional fresh air vents occupying the centre of the fascia, the digital clock is moved up into a new header rail console.



Accommodating character

The HLE is also equipped with a new centre console with a stowage tray for oddments.



Bright ideas

An illuminated glovebox, carpet-lined to prevent objects rattling about, increases the HLE's stowage space.

Three-door models also provide useful rear quarter trays.



1. What are the two new exterior features which contribute to forward visibility on the HLE?
2. What two features of the seats differentiate Metro HLE models from Metro L?