

1. a) Programmed wash/wipe
b) Variable delay intermittent wipe
2. a) Tweed fabric seat facings
b) Trimmed head restraint pads

Vanden Plas

VANDEN PLAS – BREAKING DOWN THE CLASS BARRIERS

Proving that elegance and luxury don't just have to belong to larger cars, the Vanden Plas strengthens its argument with still more exclusive looks, five doors, and some stunning additions to specification.



Portrait of an aristocrat

From the front, the Vanden Plas is more distinguished than ever, with an appliqué panel on the bonnet, silver grille, and body colour moulded bumpers. Under the bonnet of course, there have been equally dramatic changes, with the fitment of the 1.3 performance engine.

At the rear, a grey tailgate panel enhances the detail effect of bright screen inserts and bright tailgate handle. The Vanden Plas profile continues to be defined by bright door handles, and its distinctive single coachline bearing the VP logo.

Vanden Plas over HLE Additions/changes to HLE

Exterior

- Central door locking
- Body colour moulded bumpers with grey insert
- Silver grille
- 1.3 performance engine
- Appliqué bonnet panel
- Remote control passenger door mirror
- Bronze-tinted glass
- Glass sunroof
- Bright screen inserts
- Single coachline with VP graphic
- VP wheel trims
- Bright tailgate handle

Interior

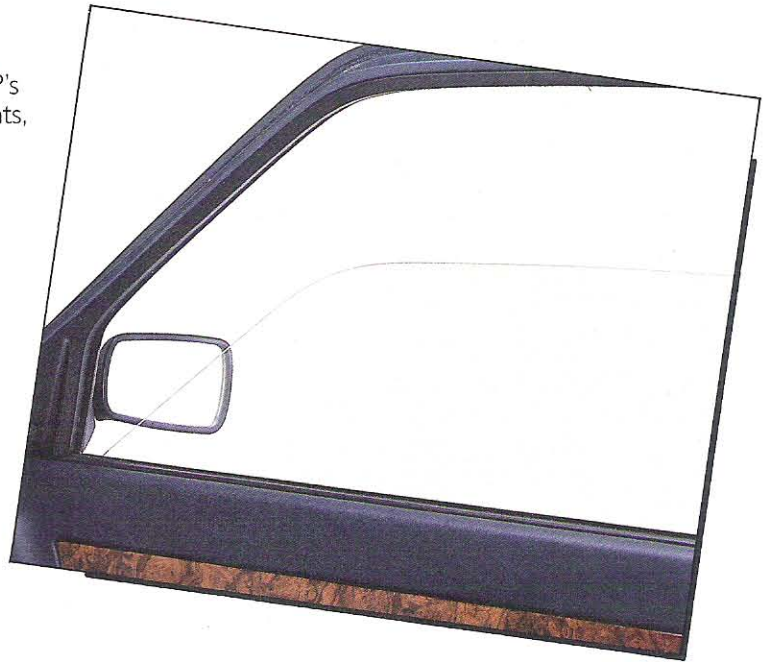
- Electric front windows
- Rear door courtesy light
- Wood fascia inserts
- Box velvet full seat trim
- Low fuel warning lamp
- High water temperature warning lamp
- Floor mounted console with cassette stowage
- Footwell illumination
- Full depth door trim with cloth inserts and wood capping
- Radio/stereo cassette player
- Fully trimmed and carpeted loadspace
- Cut pile carpet
- Cloth headlining
- Cloth faced visors
- Gearlever and handbrake gaiters
- Tachometer

What major ventilation feature differentiates all HLE models from the L?

Two additional centre fresh air vents


Bronzed complexion

Bronze-tinted glass lends special style to the VP's lordly good looks, and special comfort to its occupants, screening the interior from heat and glare.




Tracks of distinction

The eye-catching alloy-style full diameter wheel trim is stamped with the distinctive VP initials.



Sun worshipper

The removeable glass sunroof lets the sunshine and an extra breath of fresh air into the Vanden Plas. Even when the roof is closed, the additional light source makes the interior of the car feel even more airy and spacious than usual.



From the table opposite, what is the Vanden Plas' new item of exterior equipment?


New contacts to open doors

Central door locking, operated from the driver's door, is the most important addition to the advanced exterior specification of the Vanden Plas.



Bespoke comfort

Inside there have been some notable additions to the lavish comfort that is the Vanden Plas hallmark. New box velvet fabric completely covers the seats, and trims the padded head restraints.



Thinking ahead

Two additional warning lamps, for low fuel and high water temperature, help the Vanden Plas driver to keep out of trouble. A tachometer is also provided – more appropriately than ever, with the fitment of the lively 71 bhp engine. The equipment is complemented by traditional craftsmanship; the steering wheel is leather rimmed, and the fascia now glows with the warmth of polished veneer.



What are the three major interior features which differentiate Metro HLE from the L models?

- a) Two additional centre fresh air vents
- b) Tweed cloth seat facings
- c) Padded head restraints

Switched on

Other thoughtful new electrical features are the rear door operated courtesy light, and footwell illumination.

Four-sided luxury

The Vanden Plas doors have sumptuous full depth cloth inserts and wood cappings, and the luxury is continued with a cut pile carpet, cloth headlining and trimmed interior posts.




Two-sided sound

A radio and stereo cassette player provides entertainment in true Vanden Plas style, playing through speaker's sited in each of the door pockets.



Finger tip fresh air

The Vanden Plas benefits from the refinement of electric front windows. Two switches allow the driver to control the operation of both windows; the front seat passenger has an individual switch for the nearside window.



- a) In addition to a remote control passenger door mirror and VP style wheel trims, what three other major items of exterior equipment distinguish the Vanden Plas from the HLE?
- b) What major feature of the seats distinguishes the Vanden Plas from the HLE?

- a) i. Bronze tinted glass
- ii. Removeable glass sunroof
- iii. Central door locking
- b) Box velvet full seat upholstery

Metro – even better value for money

From the chic City to the sheer class of Vanden Plas, the Austin Metro range keeps on proving that value for money mustn't stand still – it has to get better all the time. Check that you're completely up to date with Metro's new feature levels by getting every answer right in the following Test, before you go on to MG.

END OF SECTION I TEST

1. What are the three new major exterior features of Metro City?
2. a) What are City's two major additions to stowage space?
b) What is City's major addition to comfort?
c) What are the four major additions to City's instrumentation?
3. a) Three major exterior features contributing to rear visibility now differentiate Metro City X from the City. What are they?
b) What is the fourth major exterior feature differentiating City X from City?
4. What item of equipment differentiates the interior of Metro City X from Metro City?
5. What three major exterior features differentiate Metro L from Metro City X?
6. a) What two features of the seats differentiate Metro L from Metro City X?
b) What are the two other major interior features differentiating Metro L from Metro City X?
7. a) What are the two new exterior features which enhance forward visibility on the HLE models?
b) In addition to these features, what three other items of equipment continue to differentiate HLE from L?
8. a) What two features of the seats differentiate Metro HLE from the L?
b) What other major interior feature differentiates Metro HLE from L models?
9. What are the five major exterior features distinguishing Metro Vanden Plas from the HLE?
10. a) What major feature of the seats distinguishes Metro Vanden Plas from the HLE?
b) What major new item of interior equipment is offered by the Vanden Plas?
c) What form of in-car entertainment does the Vanden Plas offer?

ANSWERS

1. What are the three new major exterior features of Metro City?

- a) Reversing lights
- b) Push-button tailgate release
- c) Revised front end styling

2. a) What are City's two major additions to stowage space?

- a) i. Passenger parcel shelf
- ii. Front door bins

b) What is City's major addition to comfort?

b) Reclining seats

c) What are the four major additions to City's instrumentation?

- c) i. Choke warning lamp
- ii. Side lamps on warning lamp
- iii. Illuminated column stalks
- iv. Illuminated heater controls

3. a) Three major exterior features contributing to rear visibility now differentiate Metro City X from the City. What are they?

- a) i. Heated rear window
- ii. Rear wash/wipe
- iii. Passenger door mirror

b) What is the fourth major exterior feature differentiating City X from City?

b) Locking fuel filler cap

4. What item of equipment differentiates the interior of Metro City X from Metro City?

Digital clock

5. What three major exterior features differentiate Metro L from Metro City X?

- i) Moulded bumpers
- ii) Styled halogen headlamps
- iii) Remote control driver's door mirror

6. a) What two features of the seats differentiate Metro L from Metro City X?

- a) i. Marle fabric trimmed seats with adjustable head restraints
- ii. Asymmetric split rear seat

b) What are the two other major interior features differentiating Metro L from Metro City X?

- b) i. Push-button radio
- ii. Glow-ring cigar lighter

7. a) What are the two new exterior features which enhance forward visibility on the HLE models?

- a) i. Programmed wash/wipe
- ii. Variable delay intermittent wipe

b) In addition to these features, what three other items of equipment continue to differentiate HLE from L?

- b) i. Tailgate spoiler
- ii. Side rubbing strip
- iii. Opening rear quarter lights (3-door only)

8. a) What two features of the seats differentiate Metro HLE from the L?

- a) i. Tweed fabric seats
- ii. Trimmed head restraint pads

b) What other major interior feature differentiates Metro HLE from L models?

b) Two additional centre fresh air vents

9. What are the five major exterior features distinguishing Metro Vanden Plas from the HLE?

- i. Bronze-tinted glass
- ii. Removeable glass sunroof
- iii. VP wheel trims
- iv. Remote control passenger door mirror
- v. Central door locking

10. a) What major feature of the seats distinguishes Metro Vanden Plas from the HLE?

a) Box velvet full seat upholstery

b) What major new item of interior equipment is offered by the Vanden Plas?

b) Electric front windows

c) What form of in-car entertainment does the Vanden Plas offer?

c) Radio/stereo cassette player with twin speakers



MORE MAGIC FROM MG

The two racy characters which have entranced such a large number of the buying public pull off another coup with their latest specification levels. With eye-catching looks and head-turning new features, MG and MG Turbo get as far ahead in the showroom battle as they do on the road.

PART TWO

SHOWROOM



TRAIL BLAZER

Every inch a highly equipped sporting saloon, the MG now has exciting additions to enhance its dashing good looks and comprehensive specification.

MG Metro

Additions/changes to City

Exterior

- Central locking
- Programmed wash/wipe
- Moulded bumpers with body colour grille
- Variable delay intermittent wipe
- Locking fuel filler cap
- Styled halogen headlamps with white lamp indicators
- Bronze-tinted glass
- Tailgate mounted spoiler
- Opening rear side windows
- Passenger door mirror
- Side tape treatment
- Alloy wheels
- Heated rear window
- Rear wash/wipe
- Asymmetric split folding rear seat
- Removeable carpeted rear parcel shelf
- Covered spare wheel well
- Twin rear fog guard lamps
- Large diameter tail pipe
- Side repeater indicators
- Remote control drivers door mirror
- Oil cooler

Interior

- Header rail console with digital clock
- Floor mounted console with cassette stowage
- Footwell illumination
- New gear lever and gaiter
- Fascia centre vents
- Glovebox lamp
- Low fuel warning lamp
- High engine temperature warning lamp
- Wraparound sports style seats
- Grey fabric seat facings with **Marle deco** inserts and red piping and stitching
- Fabric covered head restraints
- Red inertia reel seat belts
- Instruments:
 - Tachometer
 - Temperature gauge
 - Fuel level gauge
- Illuminated switches and heater controls
- Glovebox
- Red carpeted floor
- Push-button radio/stereo cassette player
- Glow-ring cigar lighter
- Moulded handbrake grip

- Trimmed posts
- Loadspace lamp
- Three quarter PVC door trim with **Marle deco** fabric insert
- Door bins incorporating radio speakers
- Internally adjustable driver's door mirror
- Grab handles
- Additional sound insulation
- Moulded cross member cover
- Leather rimmed 3-spoke steering wheel
- Vanity mirror

In addition to central door locking, programmed wash/wipe and variable delay intermittent wipe, what are the other two new major features fitted to the MG Metro?

- a) Moulded bumper with body colour grille
- b) Locking fuel filler cap


Colouring up

The body colour grille bearing the famous octagon lends a touch of panache to the MG's new front end appearance.



Locking up

A locking fuel filler cap now keeps the MG's tankful secure from the casual thief.



Light on its feet

The MG continues to be equipped with stylish alloy wheels which encourage a tough grip on the tarmac by reducing the unsprung weight.

Handsome is as handsome does

These features are part of a comprehensive list which matches the MG's extrovert personality. A tailgate mounted spoiler improves top speed (and economy) by reducing drag. Bronze-tinted glass shades the interior. Twin door mirrors are fitted, with remote control for the driver's door mirror. And the bold side and rear tape treatment make it impossible not to know which model has just overtaken you.



What two new features enhance forward visibility on the MG.

- a) Variable delay intermittent wipe
- b) Programmed wash/wipe

Smart curves for tight bends

Trimmed in grey velour fabric, with Marle Deco inserts and a flash of red in the piping and stitching, the MG's sports style seats give snug security on the fastest corners. They're fitted with fabric covered head restraints, and brightly complemented by the red of the carpet and the inertia reel seat belts. The Marle Deco pattern is continued in the door inserts.



All systems go

With the new grey finished fascia, and revised instrumentation and switchgear layout, it's still more of a pleasure to sit behind the MG's 3-spoke leather-rimmed steering wheel. Warning lights have gained a useful reminder for low fuel, and additional ventilation is provided by the two centre vents. The digital clock is now sited in a new roof console. As before, a tachometer signals the 1.3 performance engine's rapid progress through the rev range.

Other new features are footwell illumination, and a glovebox lamp, both making it easier to find or stow away articles at night.



Music to order

A radio/stereo cassette player provides music to order, and there's handy stowage space for cassettes in the new floor-mounted console. A re-styled gear lever and gaiter are also among the MG's new features.



In addition to moulded bumper with body colour grille and locking fuel filler cap, what are the MG's three other new exterior features?

- a) Central door locking
- b) Programmed wash/wipe
- c) Variable delay intermittent wipe

TURBO



CHARIOTS OF FIRE

The fastest charger of the MG range is distinguished by a deep-section spoiler, with air intake apertures for additional brake cooling. Front and rear wheelarches flare over the wider wheels and low profile tyres. The Turbo's sizzling looks have been hotted up by still bolder splashes of warpaint, with the grille, and also the door mirrors and door handles all the same colour as the car body. The grey lower body sides contrast effectively with the Turbo's well-integrated styling.

MG Metro Turbo
additions/changes to MG

Exterior

- Grey lower bodyside
- Turbo decal on bonnet leading edge
- Body colour door handles
- Body colour door mirrors
- Turbo charged 1.3 performance engine
- Upated suspension with rear anti-roll bar
- Wheelarch flares
- Front spoiler extension incorporating brake cooling apertures
- 13 x 5.5 alloy wheels 165/60 HR x 13 tyres.

Interior

- Roof console incorporating turbo boost gauge.

Ace of speed

Special larger-diameter alloy wheels carry the Turbo up to its 112 mph top speed. Inside, the turbo boost gauge (now sited in the header rail with the digital clock) announces the extra power waiting to be unleashed at the turn of the ignition key.



The following short test will enable you to check that you know the most important developments to the MG models. It's followed by the Part Two Final Test, where you will be challenged on your knowledge of the features of the whole Austin Metro range.

END OF SECTION 2 TEST

1. *What are MG Metro's five new exterior features of trim and equipment?*
2. *What are the three major new exterior features distinguishing the Turbo from the MG Metro?*

ANSWERS

1. What are MG Metro's five new exterior features of trim and equipment?

1. a) Moulded bumper with body-coloured grille
- b) Programmed wash/wipe
- c) Variable delay intermittent wipe
- d) Locking fuel filler
- e) Central door locking

2. What are the three major new exterior features distinguishing the Turbo from the MG Metro?

2. a) Body coloured door mirrors
- b) Body coloured door handles
- c) Grey lower body sides

The final test which follows will question you on everything you have learnt in the two sections of Part Two.

Marks are out of 100 and you can check your score in the answer pages which follow the test.

If you intend to get the maximum number of sales of the Metro you should score at least 90%.

PART TWO

FINAL TEST

ANSWERS

Section I

1. What are the three new major exterior features of Metro City?
 - a) Reversing lights
 - b) Push-button tailgate release
 - c) Revised front end styling

2. a) What are City's two major additions to stowage space?
 - i. Passenger parcel shelf
 - ii. Front door binsb) What is City's major addition to comfort?
 - i. Reclining seatsc) What are the four major additions to City's instrumentation?
 - i. Choke warning lamp
 - ii. Side lamps on warning lamp
 - iii. Illuminated column stalks
 - iv. Illuminated heater controls

3. a) Three major exterior features contributing to rear visibility now differentiate Metro City X from the City. What are they?
 - i. Heated rear window
 - ii. Rear wash/wipe
 - iii. Passenger door mirrorb) What is the fourth major exterior feature differentiating City X from City?
 - b) Locking fuel filler cap

4. What item of equipment differentiates the interior of Metro City X from Metro City?

Digital clock

5. What three major exterior features differentiate Metro L from Metro City X?
 - i) Moulded bumpers
 - ii) Styled halogen headlamps
 - iii) Remote control driver's door mirror

6. a) What two features of the seats differentiate Metro L from Metro City X?
 - i. Marle fabric trimmed seats with adjustable head restraints
 - ii. Aysmmetric split rear seatb) What are the two other major interior features differentiating Metro L from Metro City X?
 - b) i. Push-button radio
 - ii. Glow-ring cigar lighter

7. a) What are the two new exterior features which enhance forward visibility on the HLE models?
 - i. Programmed wash/wipe
 - ii. Variable delay intermittent wipeb) In addition to these features, what three other items of equipment continue to differentiate HLE from L?
 - b) i. Tailgate spoiler
 - ii. Side rubbing strip
 - iii. Opening rear quarter lights (3-door only)


ANSWERS

8. a) What two features of the seats differentiate Metro HLE from the L?
b) What other major interior feature differentiates Metro HLE from L models?
9. What are the five major exterior features distinguishing Metro Vanden Plas from the HLE?
10. a) What major feature of the seats distinguishes Metro Vanden Plas from the HLE?
b) What major new item of interior equipment is offered by the Vanden Plas?
c) What form of in-car entertainment does the Vanden Plas offer?
- a) i. Tweed fabric seats
ii. Trimmed head restraint pads
b) Two additional centre fresh air vents
- i. Bronze-tinted glass
ii. Removeable glass sunroof
iii. VP wheel trims
iv. Remote control passenger door mirror
v. Central door locking
- a) Box velvet full seat upholstery
b) Electric front windows
c) Radio/stereo cassette player with twin speakers

Section 2

1. What are MG Metro's five new exterior features of trim and equipment?
2. What are the three major new exterior features distinguishing the Turbo from the MG Metro?
1. a) Moulded bumper with body-coloured grille
b) Programmed wash/wipe
c) Variable delay intermittent wipe
d) Locking fuel filler
e) Central door locking
2. a) Body coloured door mirrors
b) Body coloured door handles
c) Grey lower body sides

IDEAS



CITY (New features in bold type)

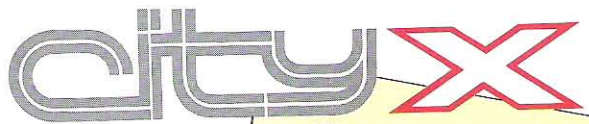
Exterior

- Reversing lamps
- Push-button tailgate release
- Revised front end styling
- New bonnet
- Grey grille
- Grey rolled section bumpers with grey end caps
- Headlamps wired through ignition
- Ventilated front discs
- TD wheels and tyres (160/65)
- Laminated screen
- Two-speed wipers
- Flick wipe
- Electric washers
- Side reflectors
- Integrated front spoiler
- One-piece front door glass
- Hub caps
- Black door handles
- Grey painted anti-chip sills
- Tailgate with twin gas struts
- Fog guard lamp

Interior

- Reclining seats
- Front door bins
- Passenger parcel shelf
- New instrument pack
- New trim colours
- Choke warning light
- Side lamps on warning light
- Illuminated column stalks
- Illuminated heater controls
- New colour keyed fascia
- Sawtooth fabric seat centre panels with PVC side roll trim
- Colour keyed seatbelts
- Coin tray
- Passenger sun visor
- Twin outboard air vents
- 'A' frame steering wheel
- Controlled forward movement front seats
- Inertia reel seat belts with concealed reels
- Alternative upper seat belt anchorage
- Lower seat belt anchorage slider bar
- Driver sun visor
- Anti-dazzle rear view mirror

- Warning lamps:
 - Brake failure
 - Brake pad wear
 - Handbrake on
 - Oil pressure
 - Ignition
 - Main beam
 - Indicators
 - Hazard
- Twin column stalks operating:
 - Left: horn, headlamp on/off, dip/flash and indicators
 - Right: wipers and washers
- Instruments:
 - Speedometer with trip odometer
 - Temperature gauge
 - Fuel level gauge
 - Through flow ventilation
 - Side window demist vents
 - Two-speed heater fan
 - Fascia tray
 - Fully carpeted floor
 - Gear lever gaiter
 - Trimmed A post
 - Three quarter door trim
 - Door pull
 - Driver's door mirror
 - Loadspace mat
 - Folding rear seat



- ### CITY X
- Additions/changes to City*
- Flared sawtooth seat trim
 - Passenger door mirror
 - Locking fuel filler
 - Digital clock
 - Rear wash/wipe
 - Heated rear window
 - Removeable rear parcel shelf
 - Moulded tailgate cover
 - Covered spare wheel well
 - Twin rear fog guard lamps

L

L Additions/changes to City X

Exterior

Moulded bumpers
 Styled halogen headlamps with white lamp indicators
 Remote control driver's door mirror
 Single coachline
 Black drip rail

Interior

New Marle fabric seat facings
 Rear grab handles
 Styled door armrest
 Colour keyed soft feel steering wheel
 Front grab handle
 Adjustable head restraints
 Push-button radio
 Glow-ring cigar lighter
 Asymmetric split rear seat
 Handbrake grip
 Moulded cross member trim
 Vanity mirror
 Additional sound deadening

HLE/Automatic Additions/changes to L

Exterior

Programmed wash/wipe
 Variable delay intermittent wipe
 Side rubbing strip
 Side repeater indicators
 Opening rear side windows
 Tailgate spoiler
 No passenger door mirror

Interior

Moonstripe tweed seat facings
 Styled gear lever
 Header rail console with digital clock
 Two additional face level vents
 Trimmed head restraint pads
 Floor centre console
 Illuminated glovebox
 Moulded carpeted rear parcels shelf
 Loadspace lamp

Automatic Only (3-door)

1.3 only
 Oil cooler
 No rear spoiler
 Automatic gearbox

HLE

Vanden Plas over HLE Additions/changes to HLE

Exterior

Central door locking
 Body colour moulded bumpers with grey insert
 Silver grille
 1.3 performance engine
 Appliqué bonnet panel
 Remote control passenger door mirror
 Bronze-tinted glass
 Glass sunroof
 Bright screen inserts
 Single coachline with VP graphic
 VP wheel trims
 Bright tailgate handle

Interior

Electric front windows
 Rear door courtesy light
 Wood fascia inserts
 Box velvet full seat trim
 Low fuel warning lamp
 High water temperature warning lamp
 Floor mounted console with cassette stowage
 Footwell illumination
 Full depth door trim with cloth inserts and wood capping
 Radio/stereo cassette player
 Fully trimmed and carpeted loadspace
 Cut pile carpet
 Cloth headlining
 Cloth faced visors
 Gearlever and handbrake gaiters
 Tachometer

Vanden Plas

FEATURES



MG Metro Additions/changes to City

Exterior

- Central locking
- Programmed wash/wipe
- Moulded bumpers and body colour grille
- Variable delay intermittent wipe
- Locking fuel filler cap
- Styled halogen headlamps with white lamp indicators
- Bronze-tinted glass
- Tailgate mounted spoiler
- Opening rear side windows
- Passenger door mirror
- Side tape treatment
- Alloy wheels
- Heated rear window
- Rear wash/wipe
- Asymmetric split folding rear seat
- Removeable carpeted rear parcel shelf
- Covered spare wheel well
- Twin rear fog guard lamps
- Large diameter tail pipe
- Loadspace lamp
- Side repeater indicators
- Remote control drivers door mirror
- Oil cooler

Interior

- Header rail console with digital clock
- Floor mounted console with cassette stowage
- Footwell illumination
- New gear lever and gaiter
- Fascia centre vents
- Glovebox lamp
- Low fuel warning lamp
- High engine temperature warning lamp
- Wraparound sports style seats
- Grey fabric seat facings with Marle deco inserts and red piping and stitching
- Fabric covered head restraints
- Red inertia reel seat belts.
- Instruments:
 - Tachometer
 - Temperature gauge
 - Fuel level gauge
 - Illuminated switches and heater controls
- Glovebox
- Red carpeted floor
- Push-button radio/stereo cassette player
- Glow-ring cigar lighter

- Moulded handbrake grip
- Trimmed posts
- Three quarter PVC door trim with Marle deco fabric insert
- Door bins incorporating radio speakers
- Internally adjustable driver's door mirror
- Grab handles
- Additional sound insulation
- Moulded cross member cover
- Leather rimmed 3-spoke steering wheel
- Vanity mirror

MG Turbo
additions/changes to MG

Exterior

- Grey lower bodyside
- Turbo decal on bonnet leading edge
- Body colour door handles
- Body colour door mirrors
- Turbo charged 1.3 performance engine
- Upgraded suspension with rear anti-roll bar
- Wheelarch flares
- Front spoiler extension incorporating brake cooling apertures
- 13 x 5.5 alloy wheels 165/60 HR x 13 tyres.

Interior

- Roof console incorporating turbo boost gauge.

TURBO



Produced by
Training Services
Austin Rover Group Limited
Marketing Training Centre
Studley
Warwickshire
B80 7AJ

The information included in this book was, to the best of our knowledge, correct at the time of going to press. However, it cannot be guaranteed that all details will be correct at any later date. (October 1984).

Designed by Outline Creative.

